

---

# BuzziJungle

## Product Specification Sheet


---

This document contains technical information about the BuzziJungle

---



[www.buzzi.space](http://www.buzzi.space)



## Vertical conversation tower

Inspired by nature, BuzziJungle offers a solution to the conventional meeting space.

The launch of the BuzziJungle introduced the design world to young Belgian talent Jonas Van Put.

This is Van Put's first project with a major international manufacturer.

BuzziJungle is BuzziSpace's reflection of their vision for the social office and further pushing the traditional boundaries of the workplace. Various elements within the structure provide an opportunity for different interactions within the "jungle".





You can climb, lounge and meet in the elevated work-lounge space made from powder coated steel.

The BuzziJungle creates an urban footprint in large and small spaces.

Design by Jonas Van Put

---

## General

-  The Tower Low | The Tower High
-  Powder coated metal frame in Fluo Yellow (RAL 1016)  
Mesh Galvanized
-  Dry use
-  Flat Packed

---

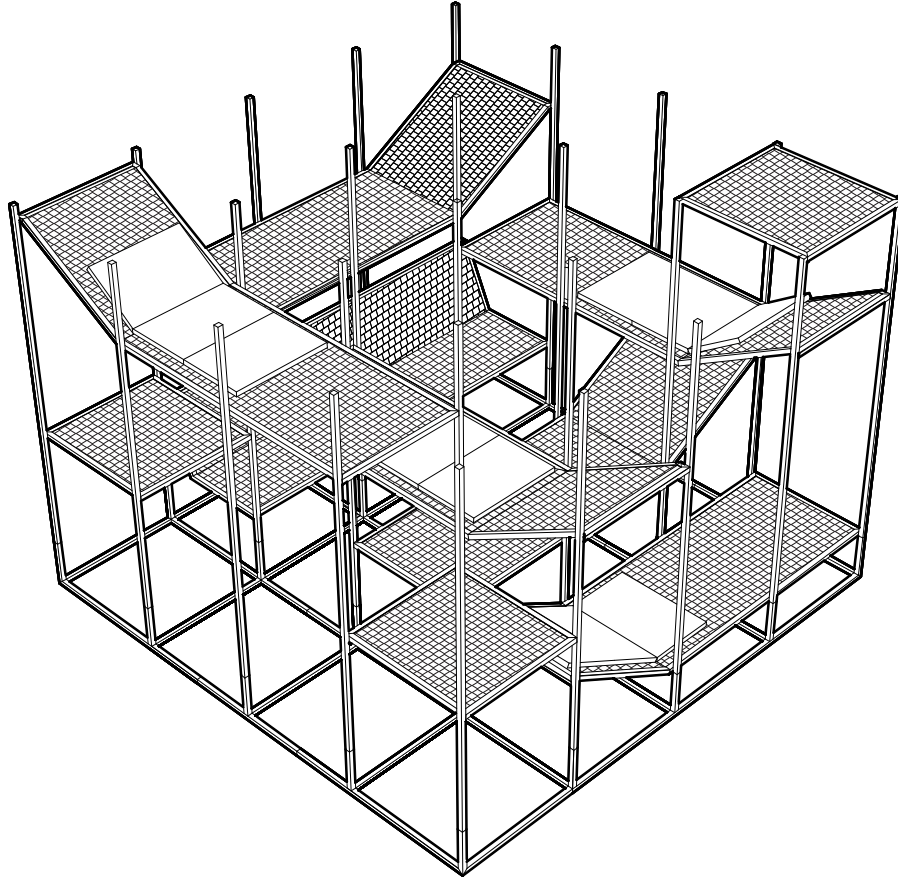
## Content

Configurations	3
Composition	5
Dimensions	6

# Configurations

---

## BuzziJungle The Tower Low



- 🌲 Powder coated metal frame in Fluo Yellow (RAL 1016)  
Mesh Galvanized

- ✂ W 323 cm    D 323 cm    H 250 cm  
W 127.17"    D 127.17"    H 153.54 "

- ... Powder coated metal frame in fluo yellow (RAL 1016)  
1 bench, 6 beds, 3 tablets (frame + mesh) in galvanised metal  
Cushion upholstered in Fabric, Rough, Trevira CS+ | CS, Revive 1, Revive 2, Terra

### Advise on usage BuzziJungle

- The BuzziJungle is developed as an indoor office ornament to inspire creativity, co-work and interaction. It is not a permanent working or meeting place.
- The use of the BuzziJungle is at own risk. One should be in good health and condition climbing the BuzziJungle.
- ⚠ - The owner of the BuzziJungle should inform potential users of these restrictions and advises.

Max. total capacity: 10 persons or 1000 kg | 2200 lbs

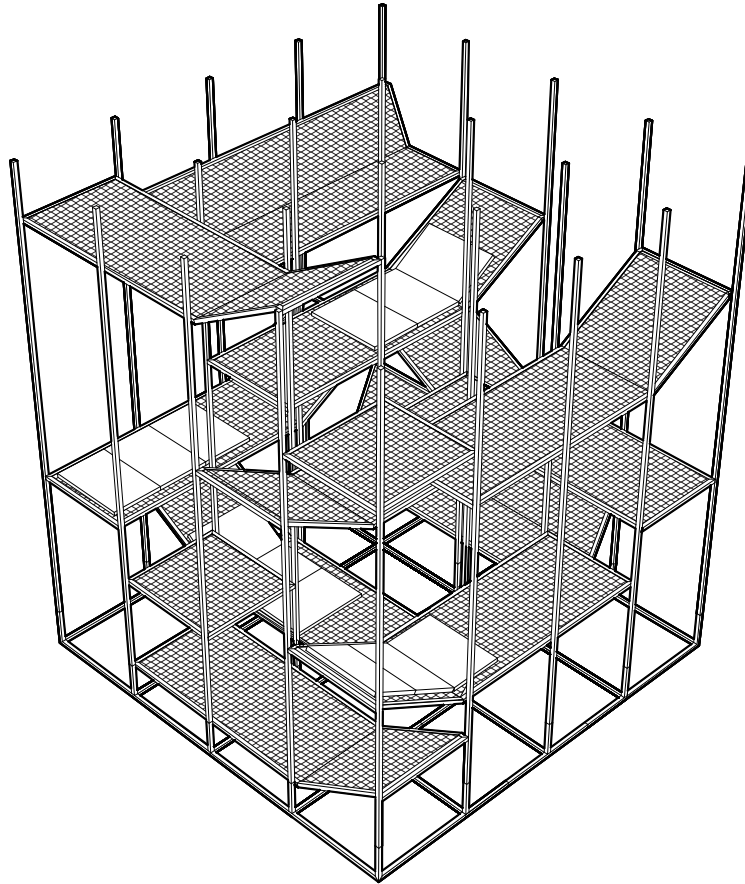
Max. capacity and weight per : Bench: 3 persons

Bed: 2 persons ( 90 kg | 200 lbs / person)

Tablet: no persons (40 kg | 90 lbs)

---

## BuzziJungle The Tower High



🌲 Powder coated metal frame in Fluo Yellow (RAL 1016)  
Mesh Galvanized

✂ W 323 cm    D 323 cm    H 390 cm  
✂ W 127.17"    D 127.17"    H 153.54"

... Powder coated metal frame in fluo yellow (RAL 1016) 2 benches, 9 beds, 2 tablets (frame + mesh) in galvanized metal

... Cushion upholstered in Fabric, Rough, Trevira CS+ | CS, Revive 1, Revive 2, Terra

### **Advise on usage BuzziJungle**

- The BuzziJungle is developed as an indoor office ornament to inspire creativity, co-work and interaction. It is not a permanent working or meeting place.

- The use of the BuzziJungle is at own risk. One should be in good health and condition climbing the BuzziJungle.

⚠ - The owner of the BuzziJungle should inform potential users of these restrictions and advises.

Max. total capacity: 14 persons or 1400 kg | 3000 lbs

Max. capacity and weight per : Bench: 3 persons

Bed: 2 persons ( 90 kg | 200 lbs / person)

Tablet: no persons (40 kg | 90 lbs)



# Composition

---

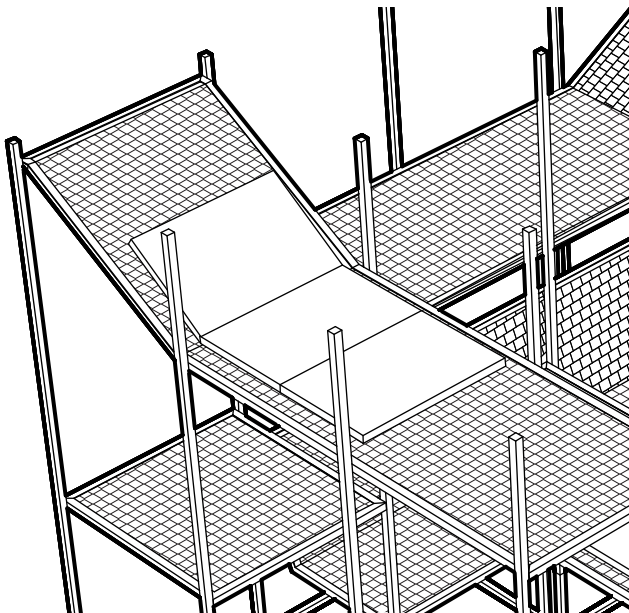
## Frame



Powder coated metal frame in Fluo Yellow (RAL 1016)  
Mesh Galvanized  
Seats and worktops in galvanized metal

---

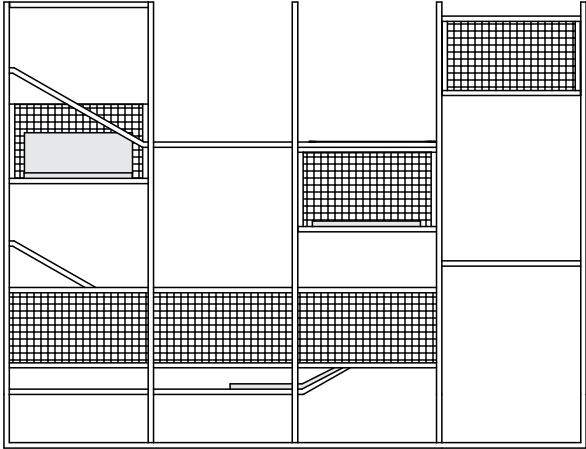
## Cushions (optional)



Optional cushion upholstered in Fabric, Rough,  
Trevira CS+ | CS, Revive 1, Revive 2, Terra  
W 60 cm    L 120 cm    H 4 cm  
W 23.62"    L 47.24"    H 1.57"

# Dimensions

## BuzziJungle The Tower Low

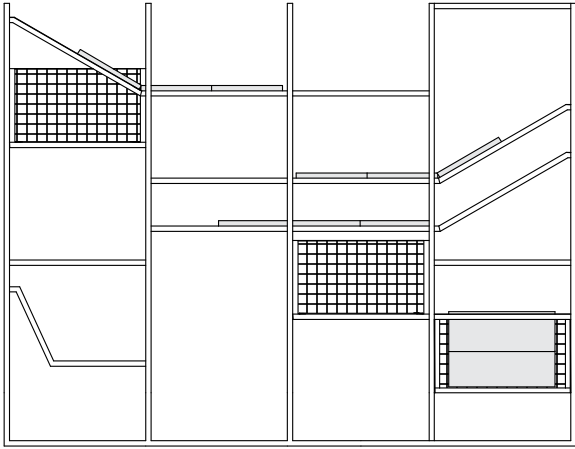


**80 cm**  
31.50"


**80 cm**  
31.50"

**80 cm**  
31.50"

**80 cm**  
31.50"



**250 cm**  
153.54"



**323 cm**  
127.17"

**323 cm**  
127.17"

# BuzziJungle The Tower High

